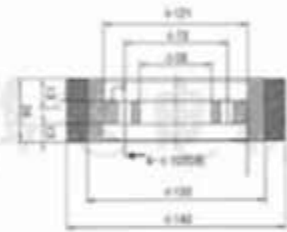
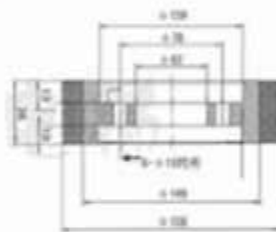



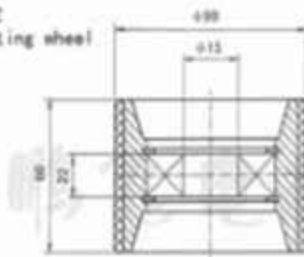
PF0308  
LG 链轮  
LG Sprocket wheel




PF0309 日立驱动轮  
Hitachi Wheels

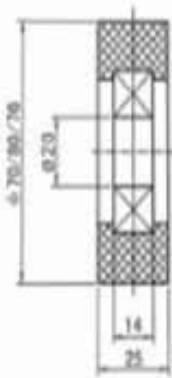



PF0310 日立托轮  
Hitachi Supporting wheel





PFO311 梯级轮  
Step Wheel

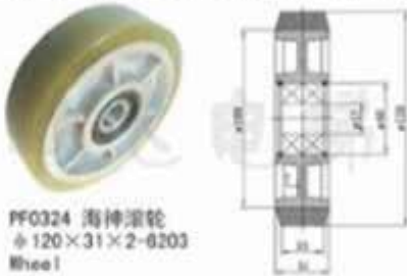





PF0322 迅达压带轮  
φ80×35×2-6203  
Lay-on roller



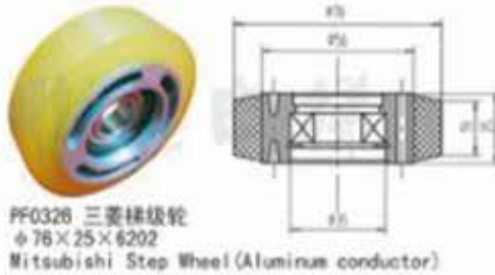
PF0323 L6铝芯托轮  
φ70×60/50×2-6202  
Aluminum conductor Supporting roller



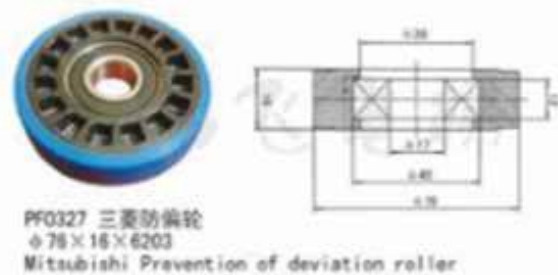
PF0324 海神滚轮  
φ120×31×2-6203  
Wheel



PF0325 迅达主、付轮  
φ80×40×2-6203  
Main, accessory roller



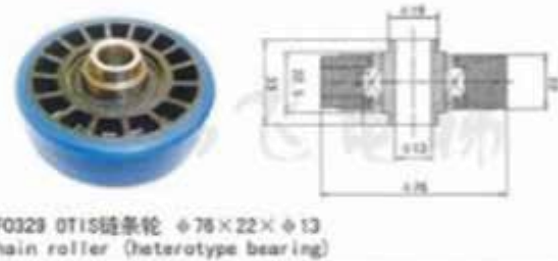
PF0326 三菱梯级轮  
φ76×25×6202  
Mitsubishi Step Wheel (Aluminum conductor)



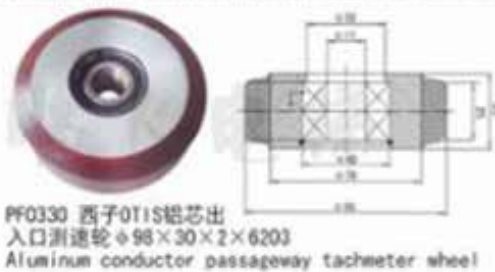
PF0327 三菱防偏轮  
φ76×16×6203  
Mitsubishi Prevention of deviation roller



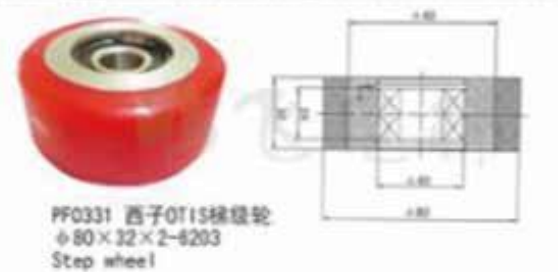
PF0328 OTIS梯级轮  
φ76×22×φ20  
Step roller (heterotype bearing)



PF0329 OTIS链条轮 φ76×22×φ13  
Chain roller (heterotype bearing)



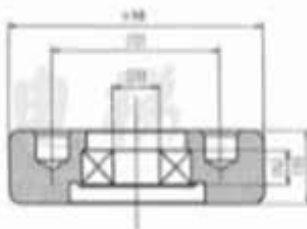
PF0330 西子OTIS铝芯出  
入口测速轮 φ98×30×2×6203  
Aluminum conductor passageway tachmeter wheel



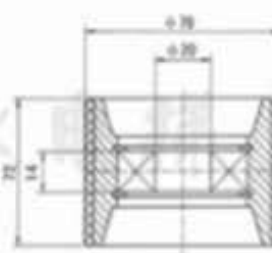
PF0331 西子OTIS梯级轮  
φ80×32×2-6203  
Step wheel



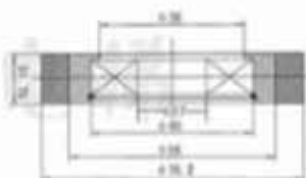
PF0342 导向轮  
Φ90×30×6204  
Guide Roller



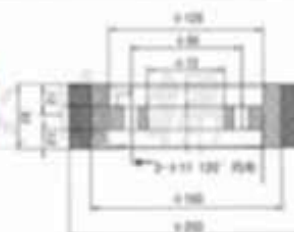
PF0343 托轮  
Φ70×72×6204  
Supporting roller



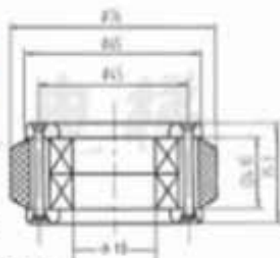
PF0344 梯级轮  
Φ76.2×31.75×6203  
Steel core polyester roller



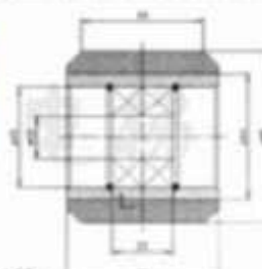
PF0345 压带轮  
Φ200×32×Φ72  
Lay-on roller



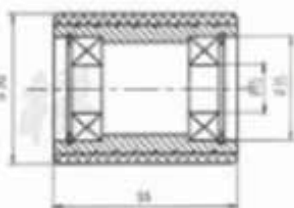
PF0346 三菱链条轮  
Φ76×35×2-6202  
Mitsubishi Chain Roller



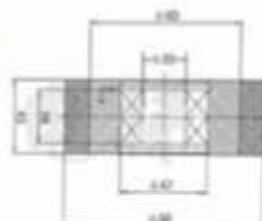
PF0347 三菱扶手带托轮  
Φ60×55×2-6202  
Mitsubishi Handstrap supporting roller



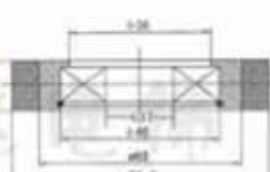
PF0348 托轮  
Φ70×55×2-6202  
Supporting roller



PF0349 现代托轮  
Φ86×43×2-6204  
Step roller



PF0350 现代梯级轮  
Φ76×21.6×6203  
Step roller



PF0351 LG主轮  
Φ80×29×6202×2  
Main roller

